

## BIN STD -en- ACCESSORIES $\phi$ 133

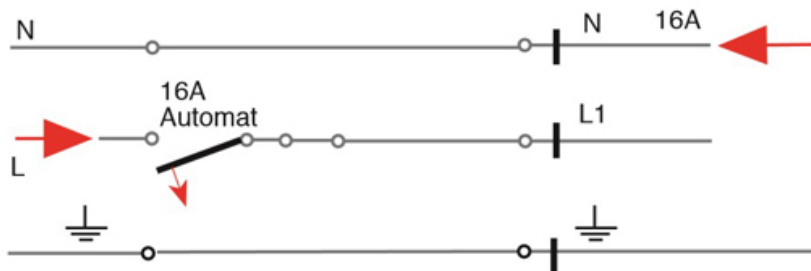
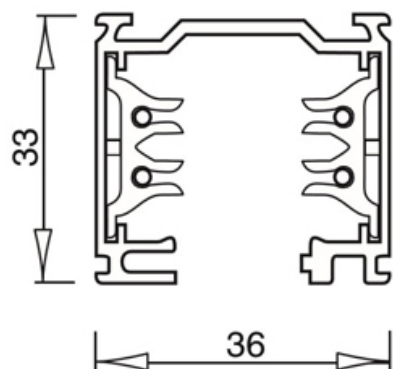


### STANDARD TRACK

Aluminium extruded tracks, 3 phases. Copper conductors. Voltage 230 / 250v - 16A. Colours: white, black, grey. Available a wide range of accessories.



### DATA SHEET



### CHARACTERISTICS

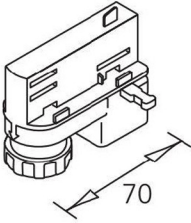
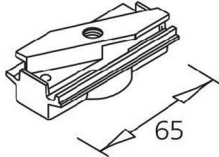
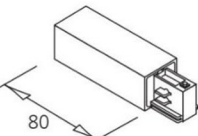
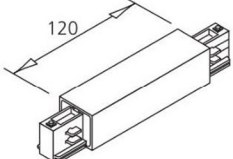
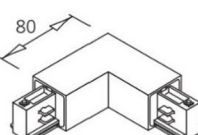
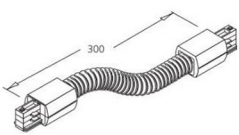
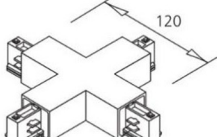
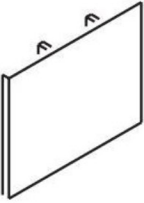
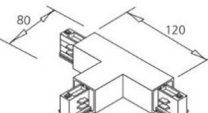
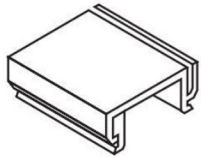
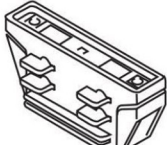
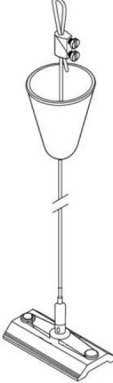

V	Hz	mA	mt.
230	50	16	1
230	50	16	2
230	50	16	3

### NOTES AND ACCESSORIES

Available colours: white, black and grey.

Last update: 13 November 2018

## BIN STD -en- ACCESSORIES o 133

	<p>Mechanical/electrical adapter 6A. Mechanical load 5 kg.</p>		<p>Mechanical adapter.</p>
	<p>Right live-end. Left live-end.</p>		<p>Central connector.</p>
	<p>Inside L Joint. Outside L joint.</p>		<p>Flexible joint.</p>
	<p>X joint</p>		<p>Dead end.</p>
	<p>Right T joint. Left T joint.</p>		<p>Ceiling kit only in aluminium.</p>
	<p>Electrical straight joint. Mechanical straight joint.</p>		<p>Suspension kit with steel 2000 mm plus "rosoncino".  Suspension kit with steel 5000 mm plus "rosoncino".</p>
	<p>Track cover 1000 mm.</p>		